

NEW HYBRID CRAWLER-MOUNTED **IMPACT CRUSHER**

NE-I Series



PHOTO : NE250I

Applications

- Rock crushing in quarries
- Concrete & asphalt recycling

Electro-Hydraulic Driven Multipurpose Mobile Crusher



Compliant with Off-road
Special Motor Vehicles Standards
for small number of vehicles
(2014 year edition)

※Option : DIESEL GENERATOR

THE ADVENT OF “Dendoman”

Nakayama has chosen and developed a new type of crawler-mounted impact crusher with the electric-driven crushing mechanism and hydraulic travelling and inching system to minimise the overall life-cycle costs of the machine including fuel and running costs as well as initial purchase cost.


This “Dendoman” gives higher energy efficiency, easier maintenance and troubleshooting with electric system.

DENDO-means “Electric-powered” in Japanese, and “Dendoman” is the name of Nakayama electric-driven crawler-mounted equipment.



OPTION**Hydraulic Hammer Gap Adjustment**

Hammer gap can be easily adjusted on the touch panel.

**Hydraulic Start Assist** Patented**Recovery from jamming**

Although normal operation is carried out with an electric motor of good efficiency, using a hydraulic motor at startup, using a hydraulic motor at startup, and switching to an electric motor at a constant number of rotation help suppress the large current overload familiar to direct electric start processes. In addition, when the raw material is blocked into the crushing chamber, it will be discharged using the hydraulic assist device. Not only the protection of the electric motor, but also the restoration of work can be done safely in a short period of time.


**Generator with Tier4 compliant engine**

In-house developed generator with Tier4 compliant engine is incorporated for both clean exhaust gas and fuel consumption reduction. In comparison to Hydraulic drive systems, fuel efficiency is greatly improved, and CO₂ emissions are significantly reduced.

**IoT remote management system****Safer and easily controllable machine for users.**

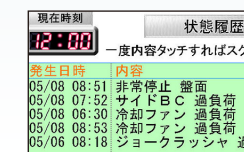
The plant operating scene can be monitored by the camera. The operating condition of the plant equipment and production output are also easily accessible.

An emergency alarm and daily production records are automatically transmitted to office computers and smart phones.

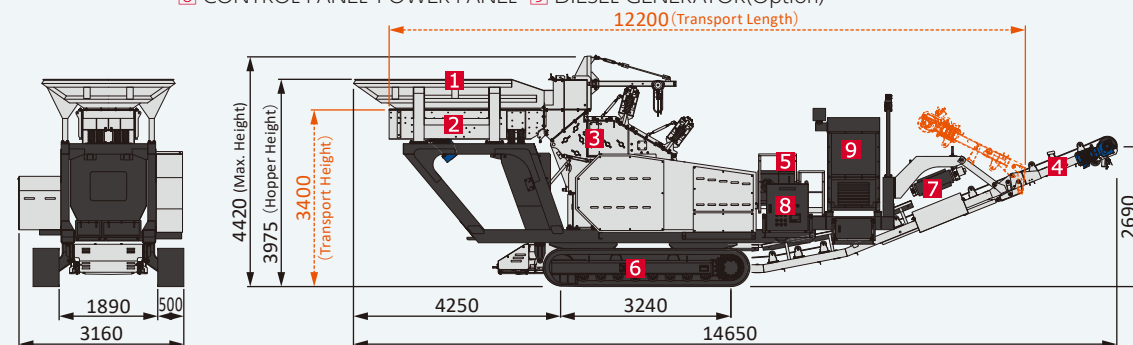
**Green box (Data recording device)**

Automatic data recording and storage of the equipment state is possible when a technical problem occurs.

It is also possible to record the date replacement time of each spare part, to improve servicing and schedule downtime maintenance.

**EXTERNAL DIMENSIONS** (NE250I Unit:mm)**NAMES OF COMPONENTS**

- ① FEED HOPPER ② GRIZZLY FEEDER ③ IMPACT CRUSHER ④ BELT CONVEYOR
⑤ HYDRAULIC UNIT ⑥ CRAWLER ⑦ MAGNETIC SEPARATOR
⑧ CONTROL PANEL · POWER PANEL ⑨ DIESEL GENERATOR (Option)

**SPECIFICATIONS**

MODEL	IMPACT CRUSHER		GRIZZLY FEEDER		MAX. FEED SIZE T×W×L (mm)	APPROX. CAPACITY (TPH)	APPROX. WEIGHT (TON)		DRIVE SYSTEM	
	MODEL	FEED OPENING W×L (mm)	MODEL	TROUGH SIZE W×L (mm)			DIESEL GENERATOR		CRUSHING	TRAVEL
							WITH	WITHOUT		
NE200I	ACD1B	1130×895	GVF1030HA	1000×3000	300×500×500	50~200	31	29	ELECTRIC	HYDRAULIC
NE250I	ACD2B	1130×730	GVF1030HA	1000×3000	300×500×500	80~250	40	37	ELECTRIC	HYDRAULIC
NE300I	ACD2C	1490×730	GFT1240HA	1200×4000	300×500×500	80~300	44	40	ELECTRIC	HYDRAULIC

⚠ Safety Precautions: In order to use this product correctly and safely, please read the technical Manual carefully before use.

(Note) Do not use reprint of drawings and information in this catalogue without prior consent of Nakayama.

■ Processing capacity depends on the quality of raw materials, grain size and input mass.

■ This machine specifications and dimensions are subject to change without prior notice.