

NEW HYBRID CRAWLER-MOUNTED JAW CRUSHER

NE250J

for higher productivity and easier maintenance for crushing rocks in quarries,
for recycling demolition concrete.



Applications

- Rock crushing in quarries
- Concrete & asphalt recycling



Compliant with Off-road
Special Motor Vehicles Standards
for small number of vehicles
(2011 year edition)

※Option : DIESEL GENERATOR

THE ADVENT OF “Dendoman”

Not only the purchase cost of the machine (initial cost), but also fuel costs and maintenance costs (running costs), as well as the total costs of the equipment up to its disposal at the end-of-life (life cycle cost), were considered prior to adopting an electric drive system for the main crushing operation.

Better energy efficiency of Electric Power, easier maintenance, speedy response in case of emergency troubles ... and the electric driven mobile series Dendoman was born!

Dendoman is a generic term for electric driven mobile equipment manufactured by Nakayama Iron Works, Ltd.

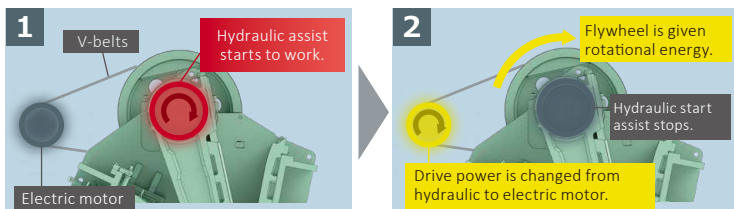


OUTSTANDING FEATURES

Crusher Smart Start & Drive System (Hydraulic Inching System)

STARTING

Reduction of fuel consumption with Smart Start



Hydraulic power is used when starting the crusher requiring large starting torque. When the flywheel is rotating with enough rotational energy, the crusher drive power is changed from hydraulic to an efficient electric motor. The suitable motor KW can be minimized without considering the starting torque, and the fuel consumption can be reduced.

Recovery from jamming

Although normal operation is carried out with an electric motor of good efficiency, using a hydraulic motor at startup, and switching to an electric motor at a constant number of rotation help suppress the large current overload familiar to direct electric start processes. In addition, when the raw material is blocked into the crushing chamber, it will be discharged using the hydraulic assist device. Not only the protection of the electric motor, but also the restoration of work can be done safely in a short period of time.



Gap adjustment via touch panel

Gap adjustment and control of all components and functions are achieved easily through the touch panel.



OPTION

Generator with Tier4 compliant engine

In-house developed generator with Tier4 compliant engine is incorporated for both clean exhaust gas and fuel consumption reduction. In comparison to Hydraulic drive systems, fuel efficiency is greatly improved, and CO₂ emissions are significantly reduced.



IoT remote management system

Safer and easily controllable machine for users.

The plant operating scene can be monitored by the camera. The operating condition of the plant equipment and production output are also easily accessible. An emergency alarm and daily production records are automatically transmitted to office computers and smart phones.

Green box (Data recording device)


Automatic data recording and storage of the equipment state is possible when a technical problem occurs. It is also possible to record the date replacement time of each spare part, to improve servicing and schedule downtime maintenance.

状態履歴	
発生日時	内容
05/08 08:51	非常停止 盤面
05/08 07:52	サイドB C 過負荷
05/08 06:30	冷却ファン 過負荷
05/08 08:53	冷却ファン 過負荷
05/06 08:18	ジョークラッシャ 過電流



Camera

The operating condition can be monitored by cameras.



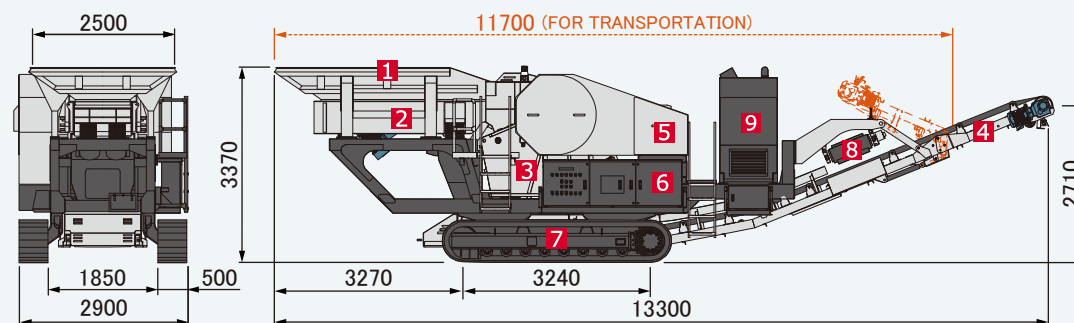
Programme

The plant operating Programme, such as plant aggregates flow, can be changed from a remote place.

EXTERNAL DIMENSIONS

NAMES OF COMPONENTS

- 1 FEED HOPPER 2 GRIZZLY FEEDER 3 JAW CRUSHER 4 BELT CONVEYOR 5 HYDRAULIC UNIT
6 CONTROL PANEL 7 CRAWLER 8 MAGNETIC SEPARATOR 9 DIESEL GENERATOR(Optional)



SPECIFICATIONS

MODEL	JAW CRUSHER		GRIZZLY FEEDER		APPROX. CAPACITY (TPH)	MAX. FEED SIZE T×W×L (mm)	APPROX. WEIGHT (TON)		DRIVE SYSTEM	
	MODEL	FEED OPENING W×L(mm)	MODEL	TROUGH SIZE W×L(mm)			DIESEL GENERATOR		CRUSHING	TRAVEL
							WITH	WITHOUT		
NE250J	AC4220B	1050×500	GVF1030HA	1000×3000	50~250	450×800×1000	37	35	ELECTRIC	HYDRAULIC

- Processing capacity depends on the quality of raw materials, grain size and input mass.
- This machine specifications and dimensions are subject to change without prior notice.

⚠ Safety Precautions: In order to use this product correctly and safely, please read the technical Manual carefully before use.

(Note) Do not use reprint of drawings and information in this catalogue without prior consent of Nakayama.