



Dendoman **NE300J**

For crushing rocks in quarries and on-site recycling of C&D waste

- 1. Energy saving and improved fuel consumption*
- 2. High reliability and easy maintenance*
- 3. Outstanding crushing capacity*

THE ADVENT OF “Dendoman”

Not only the purchase cost of the machine (initial cost), but also fuel costs and maintenance costs (running costs), as well as the total costs of the equipment up to its disposal at the end-of-life (life cycle cost) were considered prior to adopt an electric drive system for the main crushing operation.

Better energy efficiency of Electric Power, easier maintenance, speedy response in case of emergency troubles ... and the electric driven mobile series Dendoman was born!

Dendoman is a generic term for electric driven mobile equipment manufactured by Nakayama Iron Works, Ltd.




>> Gap adjustment via touch panel <<



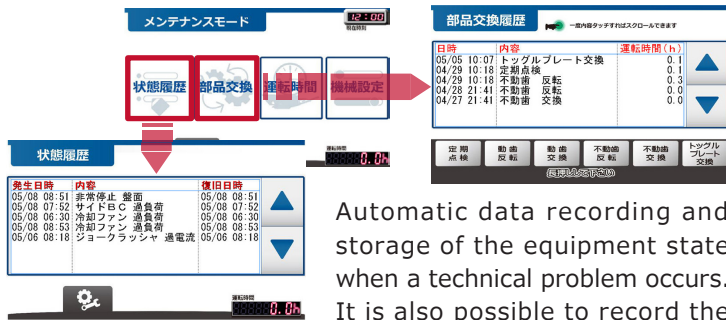
Gap adjustment and control of all components and functions are achieved easily through the touch panel.

>> Crusher Smart Start & Drive System (Hydraulic Inching System) <<



Although normal operation is carried out with an electric motor of good efficiency, using a hydraulic motor at startup, and switching to an electric motor at a constant number of rotation help suppress the large current overload familiar to direct electric start processes. In addition, when the raw material is blocked into the crushing chamber, it will be discharged using the hydraulic assist device. Not only the protection of the electric motor, but also the restoration of work can be done safely in a short period of time.

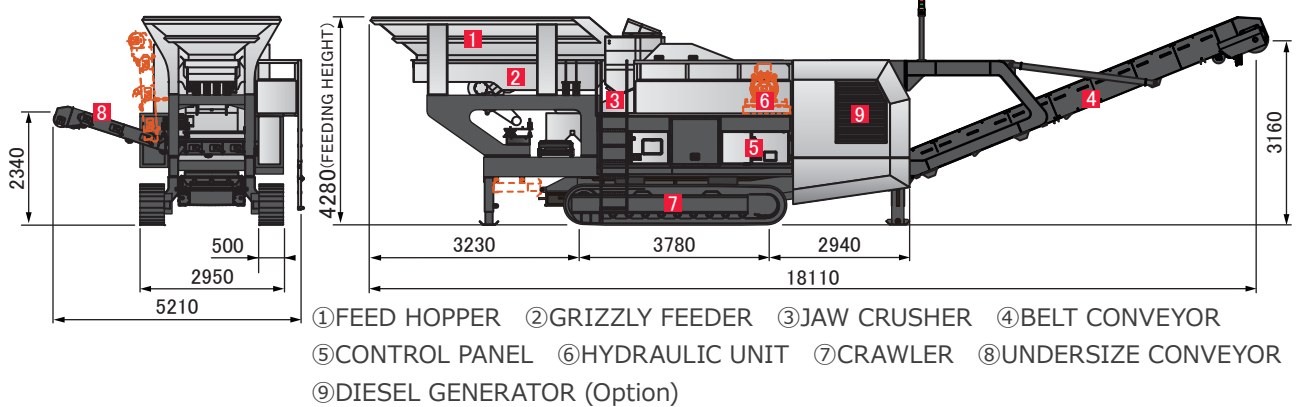
>> Green box (data recording device) <<



Automatic data recording and storage of the equipment state when a technical problem occurs. It is also possible to record the replacement time of each spare part, to improve servicing and

schedule downtime maintenance.

>> EXTERNAL DIMENSIONS <<



>> Generator with Tier4 compliant engine <<



(Compliant with Off-road Special Motor Vehicles Standards for small number of vehicles (2011 year edition))

In-house developed generator with Tier4 compliant engine is incorporated for both clean exhaust gas and fuel consumption reduction. In comparison to Hydraulic drive systems, fuel efficiency is greatly improved, and CO2 emissions are significantly reduced.

>> SPECIFICATIONS <<

MODEL	JAW CRUSHER		GRIZZLY FEEDER		APPROX. CAPACITY (TPH)	MAX. FEED SIZE T×W×L (mm)	APPROX. WEIGHT (TON)	
	MODEL	FEED OPENING W×L(mm)	MODEL	TROUGH SIZE W×L(mm)			DIESEL GENERATOR	
							WITH	WITHOUT
NE300J	RC4228	1050×650	GFT1040HA	1000×4000	150~400	600×950×1000	55	52

■ Processing capacity depends on the quality of raw materials, grain size and input mass. ■ Adjust the discharge setting widely when crush the asphalt material. ■ This machine specifications and dimensions are subject to change without prior notice.

⚠ Safety Precautions: In order to use this product correctly and safely, please read the technical Manual carefully before use.

(Note) Do not use reprint of drawings and information in this catalogue without prior consent of Nakayama.