

NEW HYBRID CRAWLER-MOUNTED **IMPACT CRUSHER**

NE-I Series



PHOTO : NE250I

Applications

- Rock crushing in quarries
- Concrete & asphalt recycling

Electro-Hydraulic Driven Multipurpose Mobile Crusher



Compliant with Off-road
Special Motor Vehicles Standards
for small number of vehicles
(2014 year edition)

※Option : DIESEL GENERATOR

THE ADVENT OF “Dendoman”

Nakayama has chosen and developed a new type of crawler-mounted impact crusher with the electric-driven crushing mechanism and hydraulic travelling and inching system to minimise the overall life-cycle costs of the machine including fuel and running costs as well as initial purchase cost.


This “Dendoman” gives higher energy efficiency, easier maintenance and troubleshooting with electric system.

DENDO-means “Electric-powered” in Japanese, and “Dendoman” is the name of Nakayama electric-driven crawler-mounted equipment.



OPTION**| Hydraulic Hammer Gap Adjustment**

Hammer gap can be easily adjusted on the touch panel.

**| Hydraulic Start Assist Patented****■ Recovery from jamming**

Although normal operation is carried out with an electric motor of good efficiency, using a hydraulic motor at startup, and switching to an electric motor at a constant number of rotation help suppress the large current overload familiar to direct electric start processes. In addition, when the raw material is blocked into the crushing chamber, it will be discharged using the hydraulic assist device. Not only the protection of the electric motor, but also the restoration of work can be done safely in a short period of time.

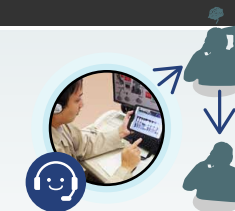
**| Generator with Tier4 compliant engine**

In-house developed generator with Tier4 compliant engine is incorporated for both clean exhaust gas and fuel consumption reduction. In comparison to Hydraulic drive systems, fuel efficiency is greatly improved, and CO₂ emissions are significantly reduced.

**| IoT remote management system****■ Safer and easily controllable machine for users.**

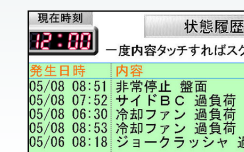
The plant operating scene can be monitored by the camera. The operating condition of the plant equipment and production output are also easily accessible.

An emergency alarm and daily production records are automatically transmitted to office computers and smart phones.

**| Green box (Data recording device)**

Automatic data recording and storage of the equipment state is possible when a technical problem occurs.

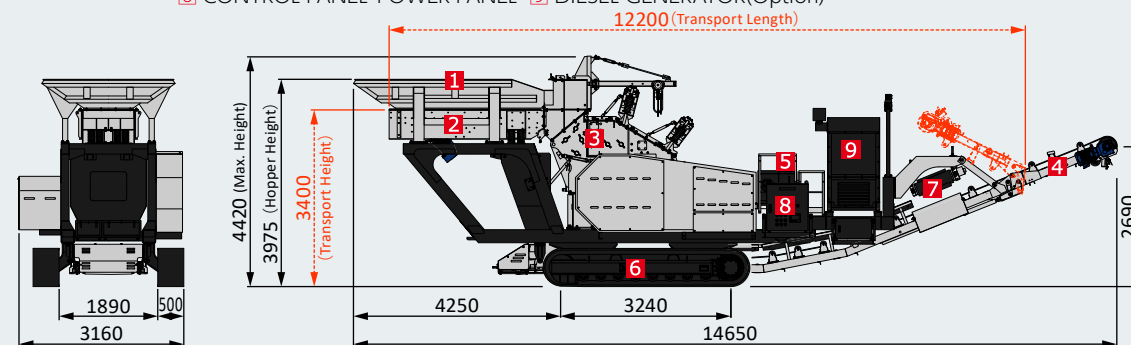
It is also possible to record the date replacement time of each spare part, to improve servicing and schedule downtime maintenance.

**EXTERNAL DIMENSIONS**

(NE250I) Unit:mm

NAMES OF COMPONENTS

- ① FEED HOPPER ② GRIZZLY FEEDER ③ IMPACT CRUSHER ④ BELT CONVEYOR
⑤ HYDRAULIC UNIT ⑥ CRAWLER ⑦ MAGNETIC SEPARATOR
⑧ CONTROL PANEL · POWER PANEL ⑨ DIESEL GENERATOR (Option)

**SPECIFICATIONS**

| MODEL | IMPACT CRUSHER | | GRIZZLY FEEDER | | MAX. FEED SIZE T×W×L (mm) | APPROX. CAPACITY (TPH) | APPROX. WEIGHT (TON) |
|--------|----------------|--------------------------|----------------|-------------------------|------------------------------|---------------------------|-------------------------|
| | MODEL | FEED OPENING W×L (mm) | MODEL | TROUGH SIZE W×L (mm) | | | |
| NE200I | ACD1B | 1130×895 | GVF1030HA | 1000×3000 | 300×500×500 | 50~200 | 29 |
| NE250I | ACD2B | 1130×730 | GVF1030HA | 1000×3000 | 300×500×500 | 80~250 | 37 |

■ Processing capacity depends on the quality of raw materials, grain size and input mass.

■ This machine specifications and dimensions are subject to change without prior notice.

⚠ Safety Precautions: In order to use this product correctly and safely, please read the technical Manual carefully before use.

(Note) Do not use reprint of drawings and information in this catalogue without prior consent of Nakayama.